




# REPORT OF THE ACTIVITIES CONDUCTED IN THE MONTH OF OCTOBER '23

SUBJECTS	CLASS-3	CLASS-4	CLASS-5
<p data-bbox="60 318 290 362"><b>ENGLISH</b></p>	 <p data-bbox="328 967 724 1061">Activity-Halloween celebration Students learned about the global festivals</p>	 <p data-bbox="775 797 1050 891">Activity- Food without flame-With giving instructions</p>	 <p data-bbox="1139 784 1497 909">Halloween Activity-Students shows and enjoy different kinds of international event in their class.</p>
<p data-bbox="102 1075 248 1120"><b>HINDI</b></p>	 <p data-bbox="328 1720 730 1845">पेड़ों की उपयोगिता पर विचार विमर्श करना। छात्रों द्वारा अपने विचारों का प्रस्तुतीकरण गतिविधि</p>	 <p data-bbox="775 1653 1011 1724">कविता लेखन कौशल गतिविधि</p>	 <p data-bbox="1139 1827 1506 1944">नाट्य मंचन गतिविधि -हैलोवीन के अवसर पर विद्यार्थियों द्वारा नाट्य मंचन का प्रस्तुतीकरण</p>

## MATHS

**ACTIVITY-** Measure - Capacity  
About the activity - Teaching capacity to second-grade students can be a hands-on and engaging activity.  
Introduce the concept of capacity and understand the terms full, half-full, and empty. Compare and order containers based on their capacity.

**ACTIVITY-** Fun with tape - angles  
About the activity - This activity provides a tactile and visual approach to learning about angles, making it both educational and enjoyable for fourth-grade students.

**ACTIVITY-** Fun with tape - angles  
About the activity - This activity provides a tactile and visual approach to learning about angles, making it both educational and enjoyable for fourth-grade students.

## EVS



### MAKING MY FOSSIL

Students prepared fossil of fish by using waste material around them. Students enjoy such activities which are creative and mind boggling.



### PRESENTATION DAY

Effective public speaking, including voice modulation, eye contact, and body language. Consider incorporating mini lessons on these skills or sharing examples of effective presentations.



### COLLABORATIVE

**LEARNING AND PROJECT**  
Collaborative learning often involves group activities or projects where individuals work together on a shared task. This could be a team project, a group discussion, or a problem-solving activity.

Collaborative learning emphasizes the idea that individuals can learn from each other. This peer-to-peer learning can be a powerful mechanism for acquiring new knowledge and skills.